

A series, DN 13

Acc. to ISO 7241-1, A Series.



This coupling series combines an extremely small pressure drop with maximum hydraulic power transmission.

Interchangeable with all couplings and plugs manufactured according to the above standard.

The patented pressure eliminator permits disconnection even if back pressure has built up (up to 200 bar).

The pressure eliminator can be used in all applications where there is a risk of pressure build-up after the line has been separated. It allows effortless connection under pressure.

The mating part must be pressureless in order for the eliminator to function optimally.

Areas of application: Agricultural machines, construction machines, municipal engineering, transportation engineering, industrial plant.

max. operating pressure	250 bar
Operating temperature	-30 °C to 100 °C
Housing	Brass
Unlocking sleeve	Nickel-plated brass
Valve	Hard drawn brass
Spring	Stainless steel 1.4310
Ball	Stainless steel 1.3541
Cartridge valve	Tempered steel, galvanized, yellow passivated
Valve keeper	Zinc die casting
Sealant	NBR



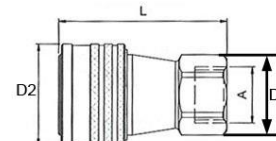
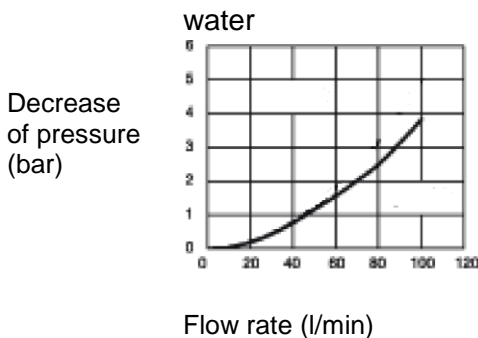
242.01 A



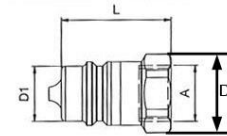
242.51-A



242.61 A



Coupling



Plug

### Hydraulic coupling, female

Art. No.	Ident No.	Connection	Flow rate (oil) l/min	a/f mm	L mm	D mm	D2 mm
242.01 A	107723	G 1/2 female	30	27	63.0	30.0	38.0

### Push-in plug without pressure eliminator, hardened, galvanised steel, female

Art. No.	Ident No.	Connection	a/f mm	L mm	D mm	D1 mm
242.51 A	107724	G 1/2 female	27	41.0	29.5	20.6

### Push-in plug with pressure eliminator, hardened, galvanised steel, female

Art. No.	Ident No.	Connection	a/f mm	L mm	D mm	D1 mm
242.61 A	107725	G 1/2 female	27	41.0	29.5	20.6

→ Flow rate measurement: Oil for viscosity 32cSt at 40 °C acc. to ISO 7241/2-2000, pressure drop 0.5 bar